

Exhaust Temperature Probe - Straight - 1/4" O.D.

Extreme Duty Fast Response EGT Temperature Probe

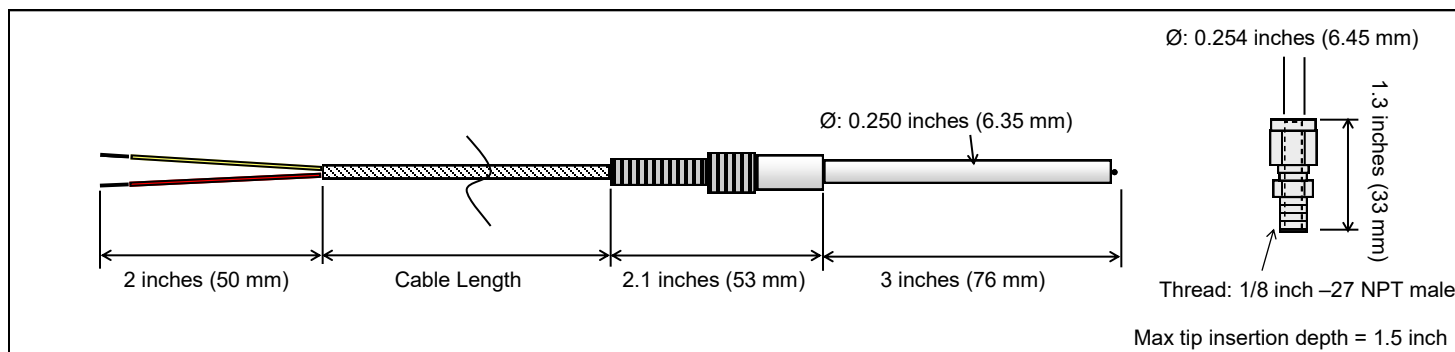
- Type K thermocouple probe
- Exposed sensing junction for fast response
- Includes 316 SS adjustable compression fitting
- Stainless steel protected wires
- Designed for extreme engine test & racing environments



Specifications

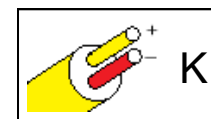
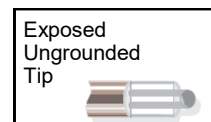
Thermocouple type: K
 Range: -148 to 2372°F (-100 to 1300°C)
 Accuracy: +/-0.4% of reading or about +/- 1.1°C (Special Limits of Error)
 Probe diameter: 1/4 inch (0.250 inch) (6.35 mm)
 Sensing Junction: Exposed, Ungrounded
 Response Time*: 150 mS
 *Time Constant: Defined as the time required to reach 63.2% of an instantaneous temperature change
 Five time constants are required to approach 100% of the step change value

Outer Sheath Material: Inconel, melting point 2550°F (1400°C)
 Cable: Stainless steel overbraiding over Teflon™ insulated, stranded wires, 20 gage
 Compression Fitting: 316 stainless steel, adjustable, 1/8 inch -27 NPT male thread
 Wiring: + = Yellow - = Red



Ordering Information

Model	Cable Length		Thermocouple Type	Connector
EGT-IP	- □ □ □	-S301	-SS	- □
	072 72 inches 144 144 inches 300 300 inches			N No connector MP Male mini-plug SP Standard plug



Ordering Example

EGT-IP-072-S301-SS-N: 72 inch long cable, no connector