

## ILPS-19 SERIES LINEAR VARIABLE INDUCTIVE POSITION SENSOR


Rugged Frictionless LVIT Linear Position Sensor

### FEATURES

- Sensing element is wear-free
- Excellent stroke-to-length ratio
- Stroke lengths from 25 to 200 mm (1 to 8 inches)
- 19 mm (0.75 inch) diameter housing sealed to IP67
- A more robust alternative to Linear Potentiometers

### APPLICATIONS

- Laboratory R&D Testing
- Industrial Test Stands
- Factory Automation



### OVERVIEW

Harold G. Schaevitz Industries (HGS) ILPS-19 series Linear Variable Inductive Transducer (LVIT) Position Sensor with Rod End Joints are used to monitor and track the linear motion or position of a target. These ruggedized sensors are ideal for use in industrial and laboratory applications including automotive R&D, motorsports, industrial, motion control, medical, military and aerospace.

The inductive coil and spoiler combination is a contactless solution, eliminating the wear and dithering issues commonly experienced with Potentiometer type sensors. The amplifier electronics are contained within the housing, no need for an external signal conditioner.

The ILPS-19 series sensor is made from industrial duty materials for resistance to dust, water, temperature, shock, and vibration.

### SPECIFICATIONS

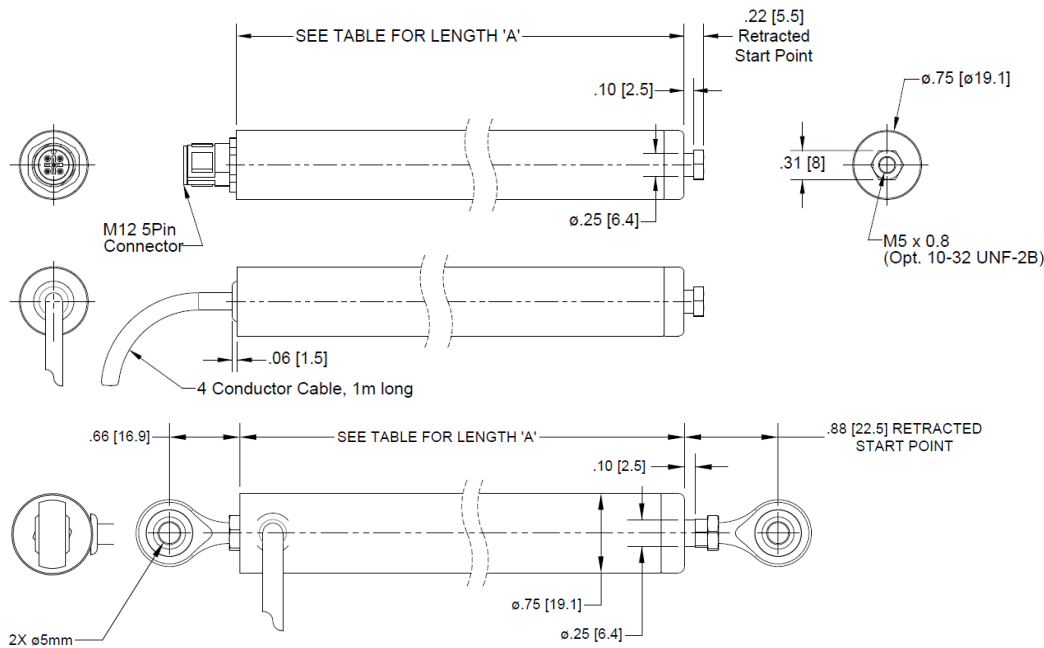
<b>Analog I/Os:</b>	0 to 3 VDC output (5 to 30 VDC power, $\leq 35$ mA) 0.5 to 4.5 VDC output (8 to 30 VDC power, $\leq 35$ mA) 0 to 5 VDC output (8 to 30 VDC power, $\leq 35$ mA) 0 to 10 VDC output (12 to 30 VDC power, $\leq 35$ mA) 4 to 20 mA output (18 to 30 VDC power, $\leq 60$ mA)
<b>Linearity Error:</b>	$\leq \pm 0.15\%$ of FSO
<b>Resolution:</b>	0.025% of FS
<b>Repeatability:</b>	0.025% of FS
<b>Bandwidth:</b>	300 Hz update rate (nominal)
<b>Pretravel:</b>	2.5mm (0.100") (nominal)
<b>Overtravel:</b>	2.5mm (0.100") (nominal)
<b>Operating Temperature:</b>	Voltage Output: -40 to +105°C (-40 to +220°F) Current Output: -20 to +75°C (-5 to +167°F)
<b>Temperature Coefficient:</b>	$\leq \pm 0.015\%$ of FS / °C
<b>Life Expectancy:</b>	> 100 million cycles
<b>Integral Cable:</b>	28 AWG, stranded, FEP insulated, foil shielded, with drain wire, PUR polyurethane outer jacket
<b>Integral Cable Temp Rating:</b>	-40 to +85°C (-40 to +185°F)
<b>Shock Rating:</b>	1000g, 11 ms
<b>Vibration Rating:</b>	5 to 20 Hz, 0.5 inch p-p; 20 to 200 Hz, 4.2 g p-p
<b>IP Rating:</b>	IEC IP67
<b>Country of Manufacture:</b>	Made in the USA



# LINEAR POSITION SENSOR

## ILPS-19 SERIES LINEAR VARIABLE INDUCTIVE POSITION SENSOR

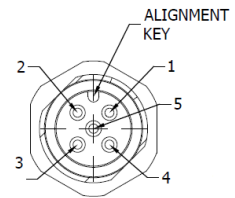
Rugged Frictionless LVIT Linear Position Sensor



M12 Connector, Axial Position

Integral Cable, Axial Position

Integral Cable, Radial Position



### DIMENSIONS

Measuring Range	Length 'A'	Housing O.D.
1.0 inch [25 mm]	3.74 inches [95.0 mm]	0.75 inches [19.0 mm]
2.0 inches [50 mm]	4.74 inches [120.4 mm]	0.75 inches [19.0 mm]
3.0 inches [75 mm]	5.74 inches [145.8 mm]	0.75 inches [19.0 mm]
4.0 inches [100 mm]	6.74 inches [171.2 mm]	0.75 inches [19.0 mm]
6.0 inches [150 mm]	8.74 inches [222.0 mm]	0.75 inches [19.0 mm]
8.0 inches [200 mm]	10.74 inches [272.8 mm]	0.75 inches [19.0 mm]

### WIRING PIN OUT

	M12 Connector	Integral Cable
DC Power In	Pin #1	Red
Ground	Pin #2	Black
Output (Voltage)	Pin #3	Green
Output (Current)	Pin #4	Green
SenSet (Calibration)	Pin #5	White

### ORDERING INFORMATION

Model	Range	Position	Termination	Output	Housing
ILPS-19	-□□□	-□	-□□	-□□	-□
	025 25 mm 050 50 mm 075 75 mm 100 100 mm 150 150 mm 200 200 mm	A Axial R Radial	00 Cable, 1 m 01 M12 Connector*  * Axial position only	03 0 to 3 VDC 05 0.5 to 4.5 VDC 10 0 to 10 VDC 20 4 to 20 mA 50 0 to 5 VDC	A Aluminum S Stainless Steel

### ORDERING EXAMPLE

ILPS-19-025-A-00-50-A: 0 to 25 mm Range, 1 m Axial Cable, 0 to 5 VDC Output, Aluminum Housing

